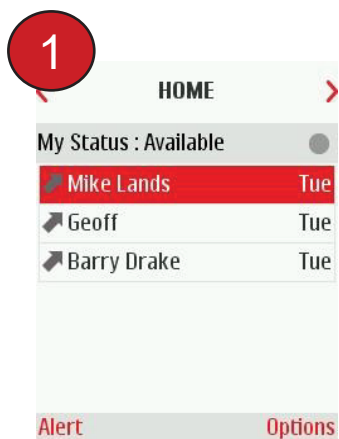


MR3 – Update Home Screen Settings

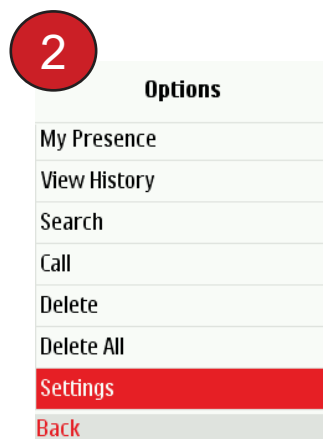
Choose your Home Screen* on PTT+ Application:

1. Home (Default)
2. Contacts
3. Groups
4. Favorite Contacts
5. Favorite Groups

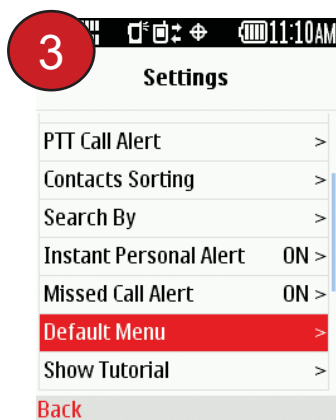
* When flip is open **Home Screen** is displayed. When flip is closed, call history is displayed on external display.



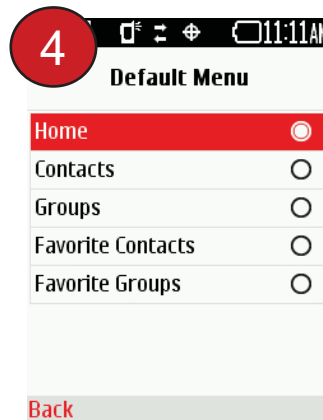
From Home Screen, Use D-Pad to Click “Options”



Click “Settings”



Click “Default Menu”



Select Desired Option

